

DESCRIPTION

MK18 sensors are magnetically operated Reed proximity switches in a cylindrical module, fitted with interconnect cable. The sensor should be mounted on a fixed surface with the actuating magnet on the moving surface. Introduction or removal of the magnetic field determines the closing and opening of the Reed Switch.



APPLICATIONS

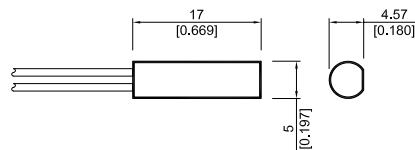
- **Position and limit switch**
Pneumatic or hydraulic actuator position
Indication and end travel limit switch
- **Door and window contacts**
Security system applications
- **Level sensor**
Use with magnetic floats for water level
detection in coffee makers, washing machines
or dishwashers

FEATURES

- Flat side indicates maximum sensitivity
- Small size
- Other cables, connectors and colors available
- Three operate sensitivities available
- A choice of cable terminations and lengths are available

DIMENSIONS

All dimensions in mm [inches]



Cylindrical
Reed Sensors

ORDER INFORMATION

SERIES	MAGNETIC SENSITIVITY	CABLE LENGTH (mm)	TERMINATION
MK18 -	X -	XXX	X
OPTIONS	B, C, D	100 *	W, X, Y

* Other cable lengths available.

Part Number Example

MK18 - C - 100 W




C is the magnetic sensitivity
100 is the cable length (mm)
W is the termination

MAGNETIC SENSITIVITY

SENSITIVITY CLASS	PULL IN AT RANGE
B	10 - 15
C	15 - 20
D	20 - 25

TERMINATION

For wire and termination details please consult factory.

W		The cable cut length includes: 5mm of wire stripped and tinned
X		The cable cut length includes: individual crimped terminals
Y		The cable cut length includes: individual spade terminals

CONTACT DATA

All data at 20 °C	Contact Form -->	Form A			
Contact Ratings	Conditions	Min.	Typ.	Max.	Units
Contact Rating	Any DC combination of V & A not to exceed their individual max.'s			10	W
Switching Voltage	DC or peak AC			200	V
Switching Current	DC or peak AC			0.5	A
Carry Current	DC or peak AC			0.5	A
Static Contact Resistance	w/ 0.5V & 10mA			150	mΩ
Dynamic Contact Resistance	Measured w/ 0.5V & 50mA 1.5 ms after closure			200	mΩ
Insulation Resistance across Contacts	100 Volts applied	10 ⁹			Ω
Breakdown Voltage across Contacts	Voltage applied for 60 sec. min.	230			VDC
Operate Time, incl. Bounce	Measured w/ 50% overdrive			0.6	ms
Release Time	Measured w/ no coil suppression			0.1	ms
Capacitance	@ 10kHz across contact		0.2		pF
Contact Operation *					
Must Operate Condition	Steady state field	10		25	AT
Must Release Condition	Steady state field	4		22	AT
Environmental Data					
Shock Resistance	1/2 sine wave duration 11ms			30	g
Vibration Resistance	From 10 - 2000 Hz			20	g
Ambient Temperature	10 °C/ minute max. allowable	-20		70	°C
Storage Temperature	10 °C/ minute max. allowable	-20		70	°C
Soldering Temperature	5 sec. dwell			260	°C
Please note: The indicated electrical data are maximum values and can vary downwards when using a more sensitive switch. * These ranges refer to the uncut / unmodified Reed Switches described in our Reed Switch section. Consult factory if more detail is required.					