

PRODUCT BULLETIN

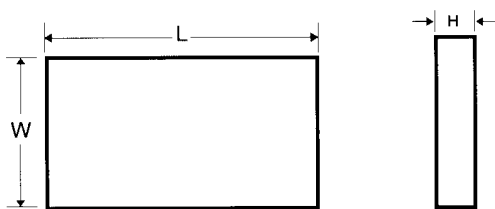


Chip Resistor Networks

PRECISION VOLTAGE DIVIDERS

WILLOW TECHNOLOGIES LTD.
 SHAWLANDS COURT, NEWCHAPEL ROAD
 LINGFIELD, SURREY, RH7 6BL, ENGLAND
 Tel. + 44 (0) 1342 835234 Fax. + 44 (0) 1342 834306
 E-mail rob@willow.co.uk
 Website <http://www.willow.co.uk>

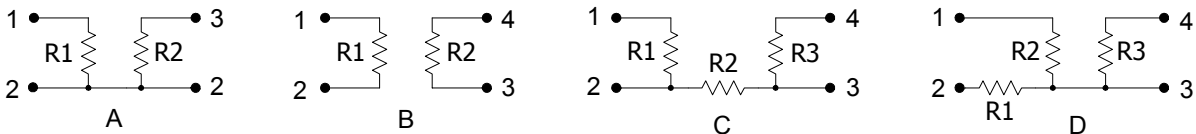
Dimensions



INCHES
MILLIMETERS

Type	L	W	H
PD 0805	0.079 0.006 (2.00 0.15)	0.049 0.006 (1.25 0.15)	0.020 0.006 (0.50 0.15)
PD 1206	0.126 0.006 (3.20 0.15)	0.063 0.006 (1.60 0.15)	0.024 0.006 (0.60 0.15)
PD 2218	0.220 0.008 (5.60 0.2)	0.177 0.008 (4.50 0.2)	0.031 0.008 (0.80 0.2)

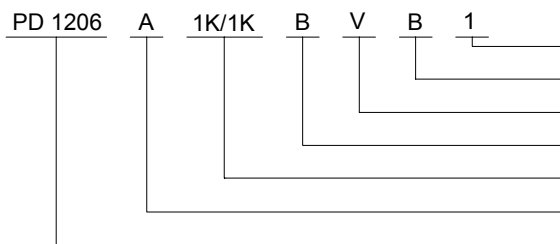
Schematic Diagram



Specifications

Size	0805	1206	2218
Resistance Range	100 ~ 20K	100 ~ 33K	100 ~ 1.6M
Resistance Tolerance	D (0.5%), B (0.1%)	D (0.5%), B (0.1%)	F (1%), D (0.5%)
Tracking Tolerance	C (0.2%), B (0.1%)	C (0.2%), B (0.1%)	D (0.5%), C (0.2%)
T.C.R.	E (25ppm/ C)	E (25ppm/ C)	A (100ppm/ C) C (50ppm/ C)
Tracking T.C.R.	N (10ppm/ C) V (5ppm/ C)	N (10ppm/ C) V (5ppm/ C)	C (50ppm/ C) E (25ppm/ C)
Power Rating	50mW / element 100mW / package	Configuration A & B 63mW / element 125mW / package Configuration C & D 42mW / element 125mW / package	250mW / element 500mW / package
Rated Operating Temperature	70 C 70	C 70	C
Operating Temperature Range	-55 C ~ +125 C	-55 C ~ +125 C	-55 C ~ +125 C
Available Configurations	A & B	A, B, C, D	A & B

How to Order



Package — 1 = 1000 pcs 2 = 5000 pcs/reel
 Tracking Tolerance
 TCR Tracking
 Resistance Tolerance
 Resistance Value —
 Schematic Diagram
 Size

Examples
100R/100R : 100 / 100
10K/20K : 10 K / 20 K
1M/510K : 1 Meg / 510 K