


FEATURES

- 20A contact capacity
- 1 Form A, 1 Form B and 1 Form C contact form for choice
- 4 KV dielectric strength between coil and contacts
- Sealed and dust cover version available
- UL, CUR, TUV approved



TYPICAL APPLICATIONS

- Household appliances
- Office machines
- Vending machines
- Air conditioners, refrigerators

CONTACT RATING

Form	1 Form A (1H), 1 Form B (1D), 1 Form C (1Z)
Rated Load	16A, 240VAC/24VDC; 1HP, 240VAC
Max. Switching Current	20A
Max. Switching Voltage	277VAC/30VDC
Max. Switching Power	3840VA/384W

CONTACT DATA

Material	AgCdO	
Initial Contact Resistance	50 mΩ max. at 1A, 24VDC	
Service Life	Mechanical	10 ⁷ ops.
	Electrical	10 ⁵ ops.

UL/CUR RATING

	1 Form A (1H) 1 Form C (1Z) NO	1 Form B (1D) 1 Form C (1Z) NC
General Use	16A, 240VAC	
Resistive	20A, 277VAC / 24VDC	
Motor	1HP, 240VAC	

COIL DATA

Coil Voltage Code	Nominal Voltage (VDC)	Resistance (Ω) ±10%				Must Operate Voltage max. (VDC)	Must Release Voltage min. (VDC)
		Power Consumption					
		Standard		Sensitive			
005	5	36	0.72W	47	0.55W	3.6	0.5
006	6	50		68		4.3	0.6
009	9	115		160		6.5	0.9
012	12	200		275		8.6	1.2
018	18	460		650		13.0	1.8
024	24	820		1100*		17.3	2.4
048	48	3300*		4170*		34.6	4.8
060	60	5100*		7000*		43.2	6.0

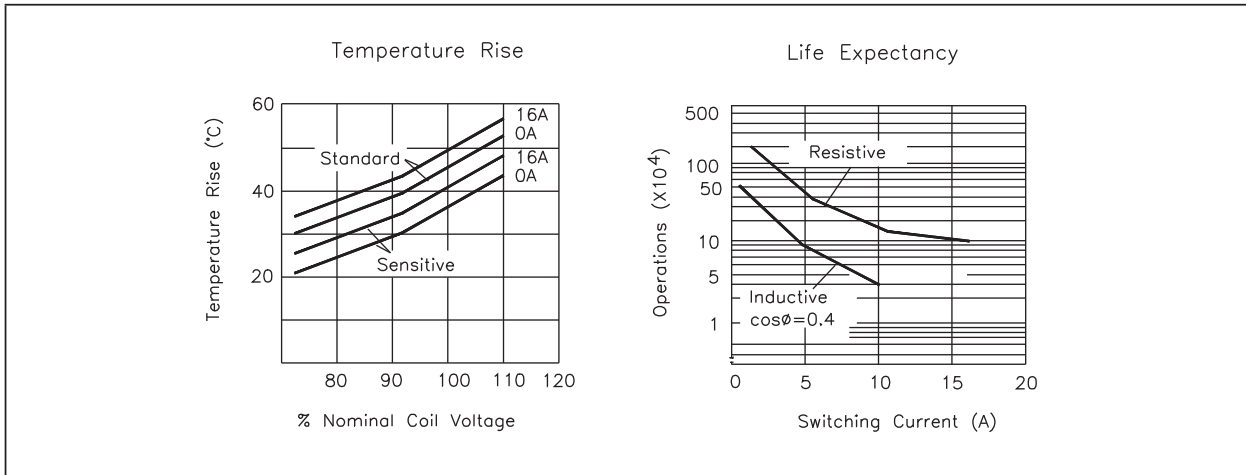
CHARACTERISTICS

Operate Time	15 ms. max.
Release Time	5 ms. max.
Insulation Resistance	1000 MΩ, at 500 VDC, 50%RH
Dielectric Strength	4000 Vrms, 1 min. between coil and contacts 1000 Vrms, 1 min. between open contacts
Shock Resistance	10 g, 11ms. functional; 100g, destructive
Vibration Resistance	DA 1.5mm, 10 - 55 Hz
Ambient Temperature	-40°C to 70°C
Weight	18.5 g, approx.

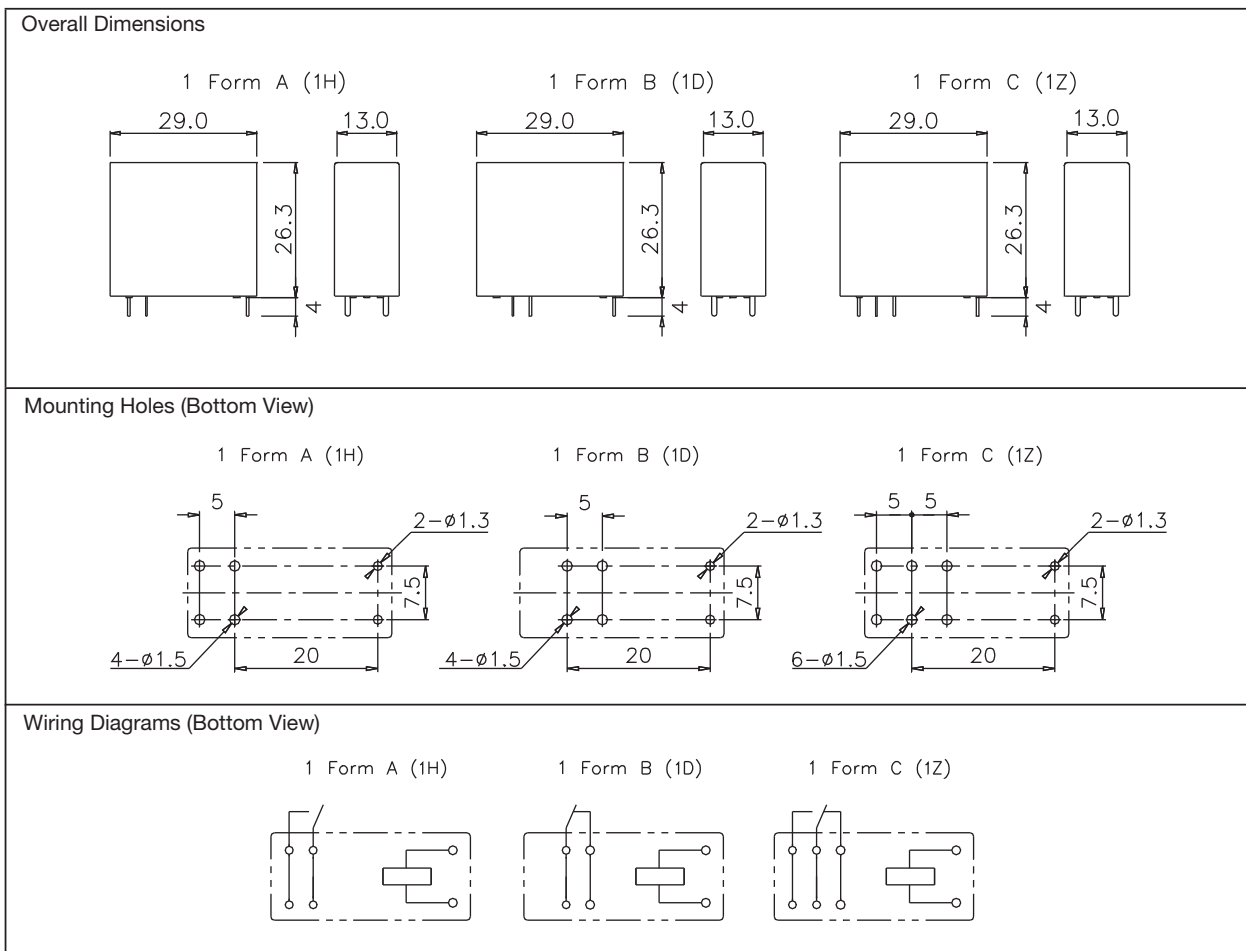
ORDERING DESIGNATION

Example:	HG4124L /	012 -	1Z	1	H
Model					
Coil Voltage Code					
Contact Form					
1H: 1 Form A; 1D: 1 Form B; 1Z: 1 Form C					
Version					
1: Sealed; 2: Dust Cover					
Coil Sensitivity					
Nil: Standard 0.72W; H: Sensitive 0.55W					

REFERENCE CURVES



OVERALL DIMENSIONS, MOUNTING HOLES AND WIRING DIAGRAMS (mm)



NOTES

1. All parameters, unless otherwise specified, are measured at ambient temperature 23 °C.
2. Coil resistance with * mark is ±15%.
3. Custom-made services available with operational quantity. Please let us know your special requirements.
4. Specifications subject to change without prior notice.

Willow Technologies Limited
 Shawlands Court
 Newchapel Road
 Lingfield
 Surrey RH7 6BL
 England
 Tel: +44 (0) 1342 835234
 Fax: +44 (0) 1342 834306
 email: sales@willow.co.uk