

USS 2-T220 USS 4-T220



- Power Rating up to 10 Watt
- Highest Stability
- Near Temperature Independency
- Lowest Tolerances
- Low Capacitance and Inductance

SPECIFICATIONS

ELECTRICAL

	USS 2-T220	USS 4-T200
Resistance Range	0R5 ... 150k	0R5 ... 80R
Power Rating	1.5 W (70°C) without heatsink 10 W * * with heatsink	
Thermal Resistance Rthj-c	10.8 K/W	
Tolerance	:	
from 0R5	: 0.1%, 0.25%, 0.5%, 1%	
from 10R	: 0.05%, 0.1%, 0.25%, 0.5%, 1%	
from 50R	: 0.01%, 0.02%, 0.05%, 0.1%, 0.25%, 0.5%, 1%	
Stability	: 0.01%	
Temperature Coefficient	: max. ±5 ppm/K (-55...155)°C typ. ±3 ppm/K (-55...125)°C	
Insolation Resistance	: 1 kVDC	
Thermal EMF	: < 1 µV/K	

ENVIRONMENTAL

Operating Temperature Range : -55°C...155°C

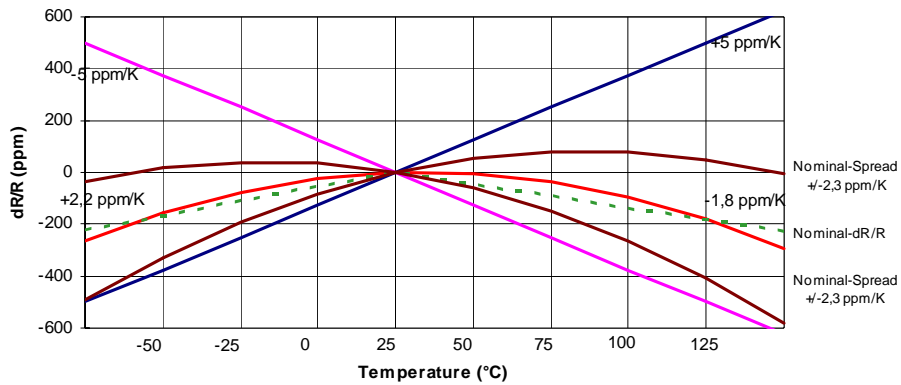
MECHANICAL

Resistor Material : NiCr-Foil
 Substrate : Al₂O₃ mounted on nickelt Copperplate
 Housing : PPS
 Connectors : Cu tinned

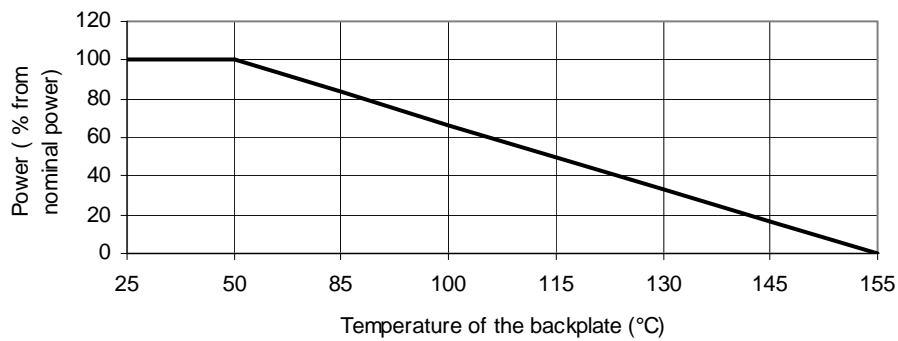
USS 2-T220 USS 4-T220



TEMPERATURE COEFFICIENT

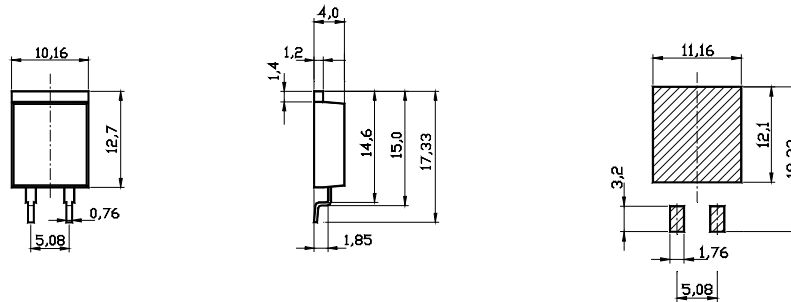


DERATING CURVE

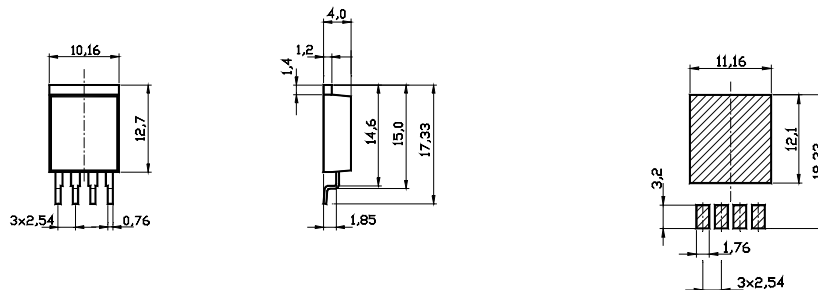


DIMENSIONS

USS 2-T220



USS 4-T220



Dimensions in mm

HOW TO ORDER

USS 2-T220 15R4 D 0.1% TK3